

ASPA Antibody (monoclonal) (M09)**Mouse monoclonal antibody raised against a partial recombinant ASPA.****Catalog # AT1218a****Specification**

ASPA Antibody (monoclonal) (M09) - Product Information

Application	WB, IF, E
Primary Accession	P45381
Other Accession	NM_000049
Reactivity	Human
Host	mouse
Clonality	Monoclonal
Isotype	IgG2b Kappa
Calculated MW	35735

ASPA Antibody (monoclonal) (M09) - Additional Information**Gene ID** 443**Other Names**

Aspartoacylase, Aminoacylase-2, ACY-2, ASPA, ACY2, ASP

Target/Specificity

ASPA (NP_000040, 1 a.a. ~ 100 a.a) partial recombinant protein with GST tag. MW of the GST tag alone is 26 KDa.

Dilution

WB~~1:500~1000

IF~~1:50~200

E~~N/A

Format

Clear, colorless solution in phosphate buffered saline, pH 7.2 .

Storage

Store at -20°C or lower. Aliquot to avoid repeated freezing and thawing.

Precautions

ASPA Antibody (monoclonal) (M09) is for research use only and not for use in diagnostic or therapeutic procedures.

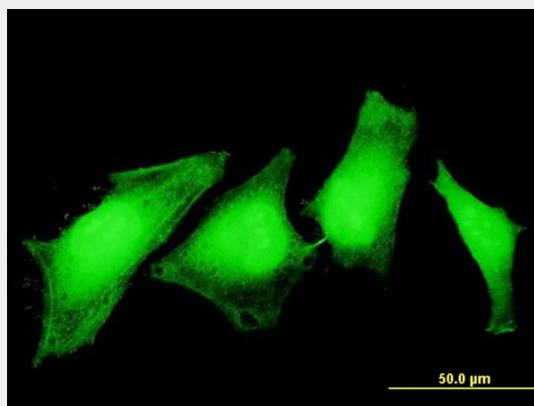
ASPA Antibody (monoclonal) (M09) - Protocols

Provided below are standard protocols that you may find useful for product applications.

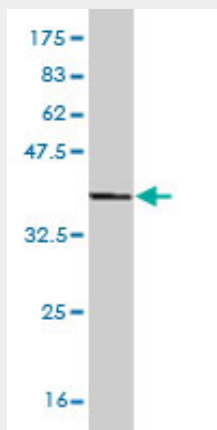
- [Western Blot](#)
- [Blocking Peptides](#)

- [Dot Blot](#)
- [Immunohistochemistry](#)
- [Immunofluorescence](#)
- [Immunoprecipitation](#)
- [Flow Cytometry](#)
- [Cell Culture](#)

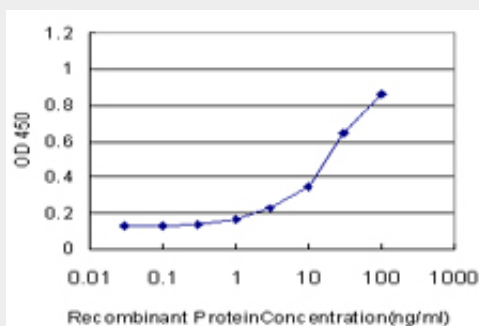
ASPA Antibody (monoclonal) (M09) - Images



Immunofluorescence of monoclonal antibody to ASPA on HeLa cell . [antibody concentration 10 ug/ml]



Antibody Reactive Against Recombinant Protein. Western Blot detection against Immunogen (36.74 KDa) .



Detection limit for recombinant GST tagged ASPA is approximately 1ng/ml as a capture antibody.

ASPA Antibody (monoclonal) (M09) - Background

This gene encodes an enzyme that catalyzes the conversion of N-acetyl_L-aspartic acid (NAA) to aspartate and acetate. NAA is abundant in the brain where hydrolysis by aspartoacylase is thought to help maintain white matter. This protein is an NAA scavenger in other tissues. Mutations in this gene cause Canavan disease. Alternatively spliced transcript variants have been found for this gene.

ASPA Antibody (monoclonal) (M09) - References

Human variation in alcohol response is influenced by variation in neuronal signaling genes. Joslyn G, et al. Alcohol Clin Exp Res, 2010 May. PMID 20201926. Examination of the mechanism of human brain aspartoacylase through the binding of an intermediate analogue. Le Coq J, et al. Biochemistry, 2008 Mar 18. PMID 18293939. Carrier frequency of autosomal-recessive disorders in the Ashkenazi Jewish population: should the rationale for mutation choice for screening be reevaluated? Fares F, et al. Prenat Diagn, 2008 Mar. PMID 18264947. Toward a confocal subcellular atlas of the human proteome. Barbe L, et al. Mol Cell Proteomics, 2008 Mar. PMID 18029348. Mutational analysis of aspartoacylase: implications for Canavan disease. Hershfield JR, et al. Brain Res, 2007 May 7. PMID 17391648.